

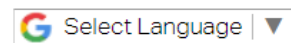
## How to use the accessibility service on our website:

To use BrowseAloud please click on this icon along the web bar or use (CTRL + Shift + U)



Please note, this may not work on all browsers. Please use Microsoft Edge for the best performance.

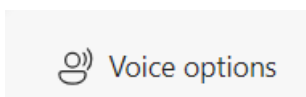
To access the website in alternative languages, please click on 'accessibility' and then scroll down to the bottom until you see 'Select Language.'



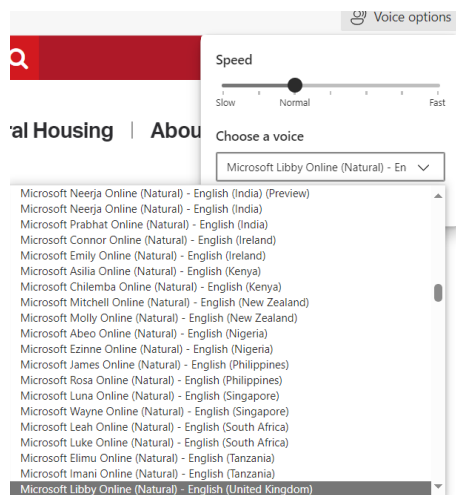
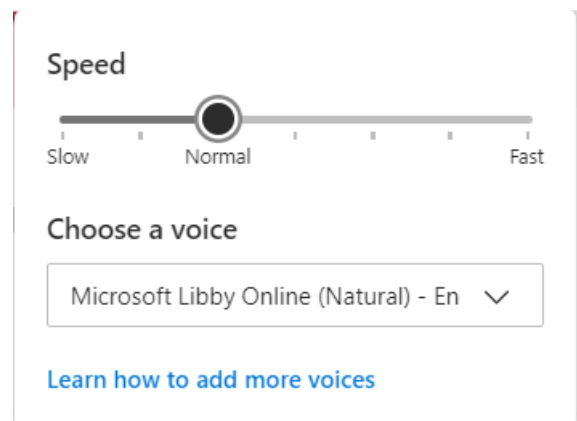
You can change the accent, speed, or gender of the 'BrowseAloud' voice function (BrowseAloud needs to be activated, you can do this by clicking CTRL + Shift + U)

Step 1: Please ensure your BrowseAloud is activated.

Step 2: Locate the Voice options (usually on the right-hand side of the page)



Step 3: You will then see a drop-down menu like this:



Step 4: You will then be given a whole host of options to choose from.